



Panda 300 Echo

The Panda 300 Echo is a pneumatic sawing machine with 300mm up-feed blade and manual positioning of vertical axis.

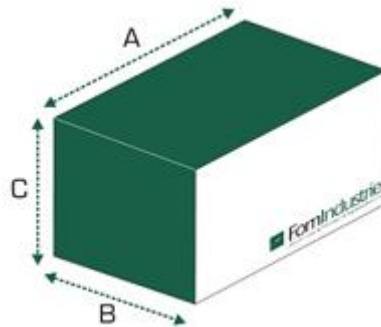
**with manual blade feed
with pneumatic blade feed**

Technical Specification

- Oleo-pneumatic saw blade advance (adjustable blade exit speed – quick return) or manual, depending on version
- Blade turning 0° RH/LH
- Set up for the extraction of chips and fumes
- Motor transmission by belt
- Machine and turntable structure in stabilized cast iron
- Turntable rotation on bearings and rollers that guarantees maximum long term precision
- Working pressure: 7 bar
- Saw blade motor, three phase 2 HP (1.47 kW) – 2800rpm. - eurovoltage 230/400V- 50Hz; 275/480V – 60 Hz
- Saw blade holding spindle Ø 32 mm
- Work cycle air consumption 4 NL for automatic blade rise version, 2.1 NL for manual blade rise version
- Spray mist blade lubrication system



Overall Dimensions & Weight

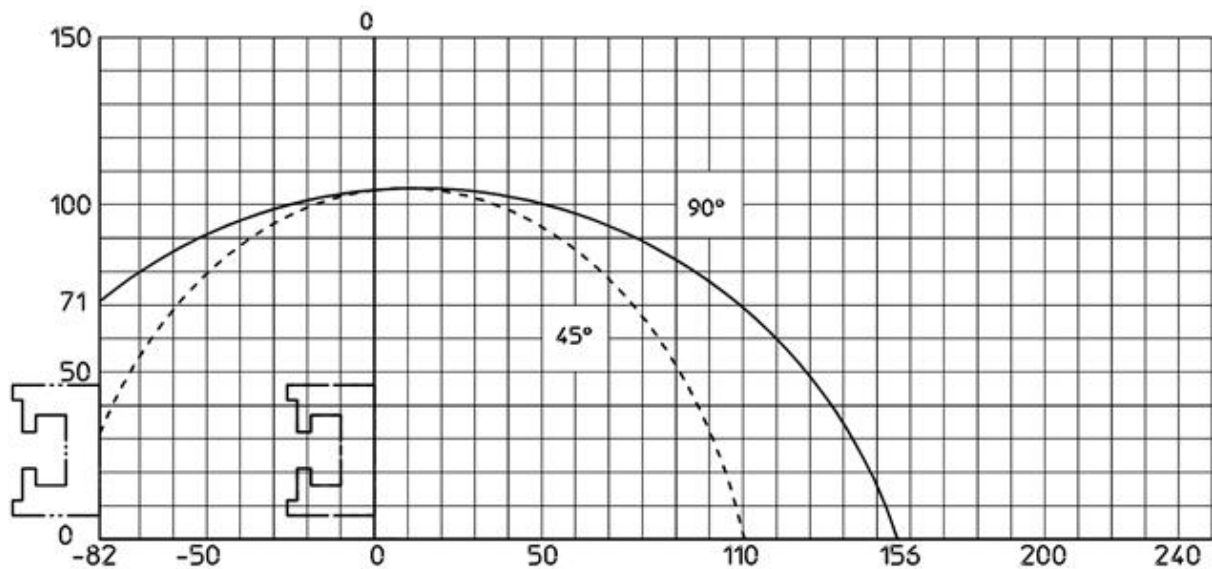


A	B	C	Weight
800mm	700mm	1225mm	150kg

Standard Accessories

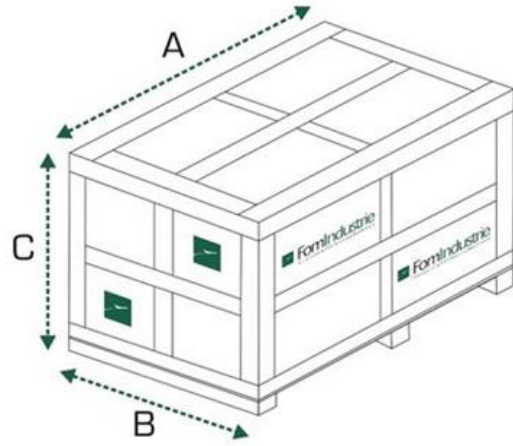
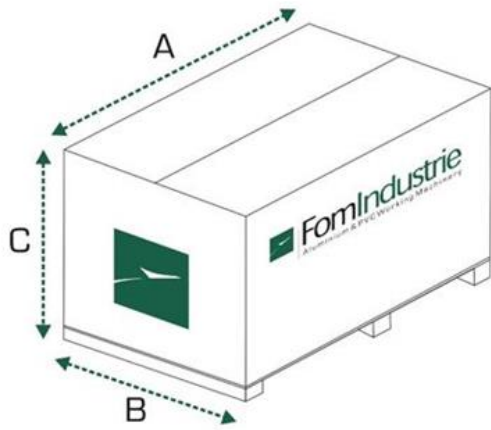
- Cutting area guard kit
- Ø 300 mm tungsten carbide saw blade
- No. 2 horizontal vices
- N° 1 vertical vice
- Compressed air gun with spiral hose (for machine cleaning)
- Packing with heat-shrink plastic bag

Cutting Diagram





Optional Packing



Carton packing			
A (mm)	B (mm)	C (mm)	Kg
1100	800	1750	270
Crate packing			
1200	1000	1950	285